

550 M












The **550 M2B** is a walk behind sweeper for cleaning small spaces.

- Compact
- Manually driven
- Easily manoeuvrable

The side brushes collect effectively small and large debris, from leaves to plastic bottles, with an excellent cleaning results on all surfaces.

MODELS

								
Code	Description	mm	mm	m ² /h	-	l	mm	kg
3.120.015	550 M2B	550	550	1600	Manual	25	1250x590x533	8

PRODUCT SPECIFICATIONS

- Handle is adjustable at 2 halfway heights
- Mainbrush with adjustable brush pressure
- Huge hopper capacity in minimum external space
- Patented garbage system

STANDARD EQUIPMENT

Code	Item description
3.8006.SPPV02216	PPL main brush (550 M)
3.8006.SPPV02217	2 PPL side brushes for 550 M

TECHNICAL SPECIFICATIONS

- Chassis in fully coated steel



3.8006.SPPV02217



3.8006.SPPV02216