

1280 E/D



The SWEEPER **1280 E/D** is available in an electric version with batteries (1280 E2B) and a version with a 4,6 HP diesel engine (1280 E 2D).

This cleaning machine is equipped with exclusive technologies and motorizations.

The filtering system, with polyester panel filter, ensure optimum results, superior to those of same range machines available on the market, for an efficient dust microfiltration. (up to 3 micron).

The SWEEPER 1280 is also equipped with a great capacity hydraulic waste hopper (105 l) with lifting up to 1420 mm height for discharge operations.

Note: batteries and battery charger are not included



PRODUCT SPECIFICATIONS

- Main brush with special “V” shape, allows maximum performances of debris collection.
- Special flap activated from driver’s seat for large debris collection.
- Self-levelling mechanical system for an always perfect adherence between brush and floor.
- Great capacity hydraulic waste hopper with lifting up to 1420 mm height for discharge operations.
- Traction on front wheel, 16% climbing rate
- Easy to use thanks to intuitive commands.
- Control panel with protected and waterproof controls, large multilingual display with hour counter. 'E' version with filter shaker activation menu and programmed service menu.
- The 1280 E 2B is equipped with an Auto start-stop
→ Deactivation and re-start of working functions simply by traction pedal.
- Main brush replacement without tools.
- Long life polyester filter.
- Filter shaker with automatic option. Intervals can be programmed through electronic board on battery versions.
- Easy access to internal compartments and to all components simply tilting top cover and removing front covers.

STANDARD EQUIPMENT

Code	Item description
3.8006.SPPV75791	Medium PPL main brush for 1280 E 2B and D 2B
3.8006.SPPV00018	Medium PPL side brush for 1280 E 2B and D 2B
3.8006.FTDP76067	Paper panel filter for 1280 E 2B and D 2B



3.8006.SPPV00018



3.8006.SPPV75791












3.8006.FTDP76067

Subject to change

TECHNICAL SPECIFICATIONS


- Chassis in fully coated steel
- Polypropylene standard brushes
- Electronic traction on front wheel, 16 % climbing rate (B-Model)
- hydrostatic type on front wheel, 16% climbing rate (D-Model)
- Autostop: deactivation and re-start of working functions simply by traction pedal
- Filtering surface: 4 m²

MODELS

								
Code	Description	mm	mm	m ² /h	-	l	mm	kg
3.122.128	1280 E 2B	1200	700	7800	24 V (4x6V) - 250 Ah (C5) Battery	105	1615 x 905 x 1210	244
3.122.129	1280 D 2B	1200	700	7800	4.6 PK Diesel motor	105	1615 x 905 x 1210	318

OPTIONAL ACCESSORIES

Code	Item description
3.8006.FTDP76070	Polyester panel filter for 1280 E 2B and D 2B
3.8006.SPPV00019	"Steel alloy" side brush for heavy soiling (1280 E 2B and D 2B) (2 pieces)
3.8006.SPPV75793	Steel alloy main brush for heavy soiling (1280 E 2B and D 2B)
3.8006.FTDP00214	Micro-fine polyester filter for 1280 E 2B and D 2B
3.217.007	Battery traction 6V - 195Ah (5h) (4 pieces)
3.217.008	Battery charger 24V - 20A (wet)
3.8006.SPPV75792	Soft PPL main brush for 1280 E 2B and D 2B
3.8006.SPPV00013	Medium PPL main brush - with mixed steel bristles for 1280 E 2B and D 2B



3.8006.SPPV00013



3.8006.FTDP00214



by IPC