

1050 E



The SWEEPER **1050 E** is a practical ride on motorised sweeper designed for professional use. Thanks to the innovative design, this machine is very compact and. Highly manoeuvrable.

The Sweeper 1050 has also been equipped with a ergonomic control panel with 3 different cleaning programmes. All at the touch of a button. This makes it very suitable for fast and effective cleaning of middle -sized areas.

Note: batteries and batery charger are not included

PRODUCT SPECIFICATIONS

- Self-levelling electronic system for an always perfect adherence between brush and floor.
- Debris hopper made with rotational technology of great capacity, easily removable for discharge operations.
- Main brush with special “V” shape, allows maximum performances of debris collection.
- 2 side brushes with speed adjustment
- Pre-programmed working system with 3 independent and customised programs.
- Dust microfiltration up to 3 micron through special panel filter. Filter shaker with automatic options. Intervals can be programmed through electronic board
- Control panel: Easy to use thanks to intuitive commands
- Protected and waterproof controls, with hour counter and machine diagnostic display.
- Battery level indicator and built-in battery charger
- Filter replacement without tools
- Heavy duty chassis in fully coated steel with protective bumper to protect the sweeper when cleaning close to walls
- Flap-raising system for outsized rubbish (e.g. paper)
- Automatic self cleaning dust filter system with large surface (4 m²)
- Filter shaker with automatic option. Intervals can be programmed through electronic board.



STANDARD EQUIPMENT

Code	Item description
3.8006.SPPV00056	"Medium" main brush for indoor and outdoor use
3.8006.SPPV75790	2 "medium" side brush for indoor and outdoor use (2 pieces)
3.8006.FTDP00010	Paper panel filter



3.8006.SPPV75790



3.8006.SPPV00056












3.8006.FTDP00010

TECHNICAL SPECIFICATIONS

- Extensive filtering surface (4 m²)
- Chassis in fully coated steel
- Polypropylene standard brushes
- Panel type filter
- Electronic traction on front wheel, 16 % climbing rate
- Great quality motors, equipped with preventive protection systems.
- Autostop: deactivation and re-start of working functions simply by traction pedal
- Filtering surface: 4 m²

MODELS

								
Code	Description	mm	mm	m ² /h	-	l	mm	kg
3.122.100	1050 E 2B	1050	650	6300	24 V (4x6 V) - 105 Ah (C5) battery	70	1400 x 816 x 1142	173

OPTIONAL EQUIPMENT

Code	Item description
code	SSC : System Soft Cleaning Surface - Kit for carpet cleaning - with pre-filter for finest dusts and no-marking rear wheels

OPTIONAL ACCESSORIES

Code	Item description
3.8006.SPPV00063	Natural main brush
3.8006.SPPV00064	Steel alloy main brush for heavy soiling
3.8006.SPPV75794	"Steel alloy" side brush for heavy soiling (2 pieces)
3.8006.FTDP00015	Polyester panel filter
3.217.007	Battery traction 6V - 195Ah (5h) (4 pieces)
3.217.008	Battery charger 24V - 20 A (wet)



3.8006.SPPV00063



3.8006.FTDP00015



by IPC