

CT51



The **CT51** is an innovative walk-behind scrubber designed to provide total control over the cleanup work. The ingenious design, which combines the positioning of the motor, insulation and air circulation, also ensures that the CT51 is very quiet in use.

The CT51 is the solution for a wide range of cleaning chores. Thanks to its compact design, manoeuvrability and height-adjustable lever, this machine adapts seamlessly to the wishes of each user.

Note: Not all features are available for all product types.

EXCLUSIVE TECHNOLOGIES



Eco select



SLS System



Memory card



Service menu



Interchangeable brush head



DBL - Double battery life



ANC Silent











PRODUCT SPECIFICATIONS

- Ergonomic : Drive Lever with innovative design allows the user to comfortably push / pull the operating lever from any position.
- User friendly : Full machine control thanks to an intuitive central knob.
- Ecological and economical : Two pre-setting programs.
- Brush, blades and suction hoses replacement without tools.
- Brushes with maximum consumption indicator.
- SLS (Self Leveling System): Self-levelling mechanical system for an always perfect adherence between brush and floor.

TECHNICAL SPECIFICATIONS

- **Motor**
 - ANC: Advanced Noise Control is an extremely advanced study combining vacuum motor positioning, isolation and separated air flow. The result is extreme machine silence. Lower noise levels (down to 54 dB) are available when ECO SELECT mode is activated.
 - ECO SELECT: Less energy use, higher productivity and reduced noise level.
- **Batteries**
 - DBL (Double Battery Life): optimizes charging cycles and increases battery life up to 100%. Recharging optimizes only when required. Extended battery life up to 100%.
- **Maintenance**
 - Squeegee blades: made in Latex usable on 4 sides
- **MEMORY CARD:** Your maintenance completely under control. Service assistance management met SD-card. Aan de hand van de machine parameters is het makkelijk de service onder controle te houden en het onderhoud in te plannen.
- **Display:** User friendly, displays all information as follows:
 - battery charge capacity
 - hour meter
 - operating program settings
 - waterflow level settings
 - brush pressure level settings (only with XP-version)
 - Adjustable speed settings (BT-version)

MODELS

									
Code	Description	mm	mm	m ² /h	-	l	l	mm	kg
3.126.054.01	CT51-B55	550	815	2000	24 V (2x12 V) - 95 Ah (C5)	50	53	1230x516x960	67
3.126.054.02	CT51-BT55	550	815	2475	24 V (2x12 V) - 95 Ah (C5)	50	53	1230x516x960	73
3.126.054.03	CT51-XP55R	550	815	2000	24 V (2x12 V) - 95 Ah (C5)	50	53	1329x563x1033	101

STANDARD EQUIPMENT

Code	Item description
3.8006.PMVR06296	Squeegee - CT51
3.8006.MPVR08039	Front squeegee blade (Latex) - CT51
3.8006.MPVR08035	Rear squeegee blade (Latex) - CT51
3.8006.SPPV01352	Nylon brush PPL - CT51

OPTIONAL ACCESSORIES

Code	Item description
3.8006.SPPV01415	Standard pad WHITE - B/BT55 -21" (533 mm) (4 pieces)
3.8006.SPPV01433	Standard pad RED - B/BT55 -21" (533 mm) (4 pieces)
3.8006.SPPV01451	Standard pad GREEN - B/BT55 -21" (533 mm) (4 pieces)
3.8006.SPPV01469	Standard pad BLACK - B/BT55 -21" (533 mm) (4 pieces)
3.8006.SPPV01442	Standard pad BLUE - B/BT55 -21" (533 mm) (4 pieces)
3.8006.SPPV01348	Pad holder - CT51-B/BT55
3.217.001	Battery 24 V (2x 12 V) - 117 Ah (2 pieces) - CT51-XP55R
3.217.005	Battery 24 V (2x 12 V) - 95 Ah (2 pieces) - CT51-BT55