

CT30



The **CT30** is an compact and highly manoeuvrable scrubber-drier, built out of materials of high quality and provided with the newest technology.

The scrubber is ideal for small spaces, even when there is much furniture, because not even those spaces which are the hardest to reach pose any problem for the DiBO CT30. Furthermore, mechanical cleaning is much more efficient; the productivity is 4 times higher than with manual cleaning.

There is a battery (B45 version) and cable version (C45) available

Note: Not all features are available for all product types.

EXCLUSIVE TECHNOLOGIES



Eco select



SLS System



DBL - Double battery life











PRODUCT SPECIFICATIONS

- Easy-to-use control panel on top of the handle, with which the brush, the vacuum function and the water supply can all be activated
- Collapsible handle for easy storage
- The handle can be readjusted in height even during the cleaning → facilitates the cleaning of places which are difficult to reach
- The recovery tank is easily removed and emptied → the mechanical part is easily accessible for maintenance
- The squeegee tracks automatically for optimal drying results
- The brushes and the squeegee are quickly and easily replaced without use of any tools
- Automatic stand-by position for the brush and the water supply
- CFS system for the centered distribution of the detergent
- AFS system: An anti foam system with special mechanical suction motor protection
- SLS (Self Leveling System) for stable brush pressure
- On board batterie charger with battery included
- Yellow operater maintenance areas. Brush with maximum consumption indicator
- Motor gear box, suction motor and electric components of high quality
- Other characteristics
- Nylon standard brush with maximum consumption indicator
- Automatic brush click-on/off
- Solution adjust and closure valve
- Positioned in height discharge hose (ø 32 mm)
- Brush hook on machine side
- Predisposition for rear squeegee kit

TECHNICAL SPECIFICATIONS

- **Motors**
 - Brush rotation: independent oil bath motor gear box
 - Suction: 3 stages with stainless steel fans and shaft
- **Plastic parts with long life**
 - Tanks: great thickness high density polyethylene
 - Squeegee blades: made in Latex usable on 4 sides
 - Hoses: suction and discharge made in high resistance polyurethane
 - Wheels: oil resistant
- **Mechanic**
 - Chassis: double treatment with galvanizing + die-casting
 - Bearings: shielded against humidity and water seepages
 - Bolts and nuts: made in stainless steel where there are water contacts
- **Electric system**
 - Carbon brushes: easily changeable
 - Boards: equipped with protective film against water and humidity
 - Solenoid valve: with Viton membrane resistant against chemical agents
 - Display: battery level
- **Control panel**
 - Brush, solution and vacuum inserted by one unique command or singularly upon necessity.

MODELS

									
Code	Description	mm	mm	m ² /h	-	l	l	mm	kg
3.126.033	CT30-C45	450	550	1670	230 V-50 Hz-15 m cable	28	30	960x550x1220	53
3.126.031	CT30-B45	450	550	1670	24 V (2x12V) - 70 Ah (C5) battery	28	30	960x550x1220	98

STANDARD EQUIPMENT

Code	Item description
3.8006.SPPV01188	Nylon brush PPL - CT30
3.8006.PMVR01986	Squeegee - CT30
3.8006.MPVR05953	Front squeegee blade (Latex) - CT30
3.8006.MPVR05954	Rear squeegee blade (Latex) - CT30

OPTIONAL ACCESSORIES

Code	Item description
3.8006.SPPV01306	Pad holder - CT30
3.8006.SPPV01412	Standard pad WHITE -18" (457 mm) - CT30 (4 pieces)
3.8006.SPPV01430	Standard pad RED -18" (457 mm) - CT30 (4 pieces)
3.8006.SPPV01448	Standard pad GREEN -18" (457 mm) - CT30 (4 pieces)
3.8006.SPPV01466	Standard pad BLACK -18" (457 mm) - CT30 (4 pieces)