

CT15



The **CT15** is an extremely compact and highly manoeuvrable scrubber-drier, built out of materials of high quality and provided with the newest technology. The scrubber is ideal for small spaces, even where there is a lot of furniture, because not even those spaces which are the hardest to reach pose any problem for the DiBO CT15. Furthermore, mechanical cleaning is much more efficient; the productivity is 4 times higher than with manual cleaning.

There is a battery (B35 version), cable version (C35) and a version with cylindrical brush available (B35R). The B35R is compact and grandiose, with 15 l tank capacity and high productivity (75 min. runtime in ECO SELECT mode). The CT15-B35R can be converted into a carpet cleaner inside a minute.

Note: Not all features are available for all product types.

EXCLUSIVE TECHNOLOGIES



Eco select



Patented transport wheel



ECS - Eco cost saving solutions



Carpet kit



DBL - Double battery life



SLS System

PRODUCT SPECIFICATIONS

- Easy to use thanks to intuitive commands. Brush, solution and vacuum inserted by one unique command or singularly upon necessity.
- Adjusting handle even during working operations. Ideal for poorly accessible places.
- Tank easily removable to check the internal areas of machine.
- Brush, blades and suction hoses replacement without tools.
- Deactivation and re-start of working function simply with a command on handle. It includes brush and suction delayed stop for irregular working stages.
- Anti-foam system with special mechanical suction motor protection.
- Self-levelling mechanical system for an always perfect adherence between brush and floor.
- Yellow operator maintenance areas. Brush with maximum consumption indicator
- B- & C-version: Parabolic floor nozzle delivers a perfect drying result. Even in very small and narrow spaces.
- BT-R-Version: Straight floor nozzle front and back
- ECO SELECT brings a reduction of energy consumption and a 20% increase in daily cleaning productivity. The noise level has fallen by 2 dB so cleaning can even be done in delicate environments.
- The life of the battery has been doubled
- Nylon standard brush with maximum consumption indicator
- Automatic brush click-on/off
- Solution adjust and closure valve
- Positioned in height discharge hose (ø 32 mm)

TECHNICAL SPECIFICATIONS

• Motors

- Motor gear box, suction motor and electric components of high quality
- Brush rotation: independent oil bath motor gear box
- Suction: 3 stages with stainless steel fans and shaft

• Plastic parts with long life

- Tanks: great thickness high density polyethylene
- Squeegee blades: made in Latex usable on 4 sides
- Hoses: suction and discharge made in high resistance polyurethane
- Wheels: oil resistant

• Mechanic

- Chassis: double treatment with galvanizing + die-casting
- Bearings: shielded against humidity and water seepages
- Bolts and nuts: made in stainless steel where there are water contacts











• Electric system

- Carbon brushes: easily changeable
- Boards: equipped with protective film against water and humidity
- Solenoid valve: with Viton membrane resistant against chemical agents
- Display: battery level

• Control panel

- Brush, solution and vacuum inserted by one unique command or singularly upon necessity.

MODELS

									
Code	Description	mm	mm	m ² /h	-	l	l	mm	kg
3.126.020	CT15-C35	350	450	1300	220/240 V - 50Hz - 15m cable	16	19	740x395x535	36
3.126.015	CT15-B35	350	450	1300	24V (2x12V) - 28,5 Ah (C5) battery	16	19	740x395x535	59
3.126.017	CT15-B35R	350	150	1300	24 V (2x12V) - 29 Ah (GEL) battery	16	19	753x440x1220	60

STANDARD EQUIPMENT

Code	Item description
3.8006.SPPV01481	Medium Nylon brush - CT15
3.8006.PMVR01885	Squeegee
3.8006.MPVR05917	Front squeegee blade (Latex) - CT15
3.8006.MPVR05918	Rear squeegee blade (Latex) - CT15
3.8006.MPVR31594	Front squeegee blade (PU) (→ CT15-B35R)
3.8006.MPVR10734	Rear squeegee blade (PU) (→ CT15-B35R)

OPTIONAL ACCESSORIES

Code	Item description
3.8006.SPPV01273	Pad holder - CT15
3.8006.SPPV01409	Standard pad WHITE -14" (355 mm) - CT15 (4 pieces)
3.8006.SPPV01427	Standard pad RED -14" (355 mm) - CT15 (4 pieces)
3.8006.SPPV01445	Standard pad GREEN -14" (355 mm) - CT15 (4 pieces)
3.8006.SPPV01463	Standard pad BLACK -14" (355 mm) - CT15 (4 pieces)
3.8006.KTRI04731	Carpet Kit (→ CT15-B35R)