

CT105



The Scrubbing/suction machine **CT105** is a silent but powerful machine having a large PRODUCTIVITY. After an extensive investigation, a new design has been found for this “walk-behind”-floor cleaner, something which contributes to its manoeuvrability. The CT105 is fitted with 2 contra-turning nylon brushes, separately driven. Due to a patented Anti Foam Security System, a longer lifetime of the vacuum motor can be guaranteed. The “high capacity batteries” also provide a bigger autonomy. This scrubbing/suction machine is extremely suitable for professional and industrial use. The mechanical drive (no V-belts) also guarantees that this scrubbing machine has a long and maintenance-friendly lifespan. The machine is supplied without batteries (4x 6V) .

Note: Not all features are available for all product types.

EXCLUSIVE TECHNOLOGIES



SLS System



DBL - Double battery life

PRODUCT SPECIFICATIONS

- The soundproofing system guarantees low noise levels (70 dB(A))
- The AFS (“Anti Foam System”) make sure that there comes no foam by the motor. Anti-foam system with special electromechanical suction motor protection. Automatic suction stops when the tank is full.
- Impact resistant extra large capacity plastic tanks. The collection tank can be lifted and washed easily.
- Simple to use! Just press a button and away you go
- Automatic brush attachment and release system (without hands or tools).
- Impact resistant squeegee with wheels, rapid blade change without tools. Blades can be used in all four directions before being replaced.
- Solution level indicator
- Squeegee designed for the best drying and productivity results
- Treated aluminium alloy squeegee structure with special v-shape
- Possibility of solution supply according to machine speed (BT version)
- CFS system for the centered distribution of the detergent
- AutoStop: Deactivation and re-start of working function simply with a command on handle. It includes brush and suction delayed stop for irregular working stages.
- Yellow operator maintenance areas. Brush with maximum consumption indicator
- Motor gear box, suction motor and electric components of high quality
- Other characteristics
- Nylon standard brushes with maximum consumption indicator
- Manual solution flow adjustment
- Positioned in height discharge hose (ø 50 mm)
- Automatic brush click-on/off

TECHNICAL SPECIFICATIONS

• Motors

- Brush rotation: independent oil bath motor gear box
- Brushes pressure: actuator with pressure adjustment system. Brush activation through high quality actuator that allows constant pressure on the floor.
- Suction: 3 stages with stainless steel fans and shaft
- Traction: parallel axis differential with stainless steel bearings

• Plastic parts with long life

- Tanks: great thickness high density polyethylene
- Squeegee blades: made in Latex usable on 4 sides
- Hoses: suction and discharge made in high resistance polyurethane
- Wheels: oil resistant











• Mechanic

- Chassis: double treatment with galvanizing + die-casting
- Bearings: shielded against humidity and water seepages
- Bolts and nuts: made in stainless steel where there are water contacts

• Electric system

- Carbon brushes: easily changeable
- Boards: equipped with protective film against water and humidity
- Display: battery level
- On board battery charger

MODELS

									
Code	Description	mm	mm	m ² /h	V	l	l	mm	kg
3.126.105	CT105-BT105	1050	1010	4725	24 V (4x6V) battery	100	110	1750x1112x1075	182

STANDARD EQUIPMENT

Code	Item description
3.8006.SPPV01352	Nylon brush PPL BT105 - CT105 (2 pieces)
3.8006.SPPV01351	Nylon brush PPL SOFT BT105 - CT105 (2 pieces)
3.8006.PMVR02297	Squeegee BT105 - CT105
3.8006.MPVR08041	Front squeegee blade (Latex) BT105
3.8006.MPVR08037	Rear squeegee blade (Latex) BT105

OPTIONAL ACCESSORIES

Code	Item description
3.8006.SPPV01234	Pad holder BT85 - CT105 (2 pieces)
3.8006.SPPV01415	Standard pad WHITE - BT105 - 21" (533 mm) (4 pieces)
3.8006.SPPV01433	Standard pad RED - BT105 - 21" (533 mm) (4 pieces)
3.8006.SPPV01442	Standard pad BLUE - BT105 - 21" (533 mm) (4 pieces)
3.217.007	Battery 24 V (4x 6 V) - 195 Ah (C5) (4 pieces)